



C-12 EPA Reg 347

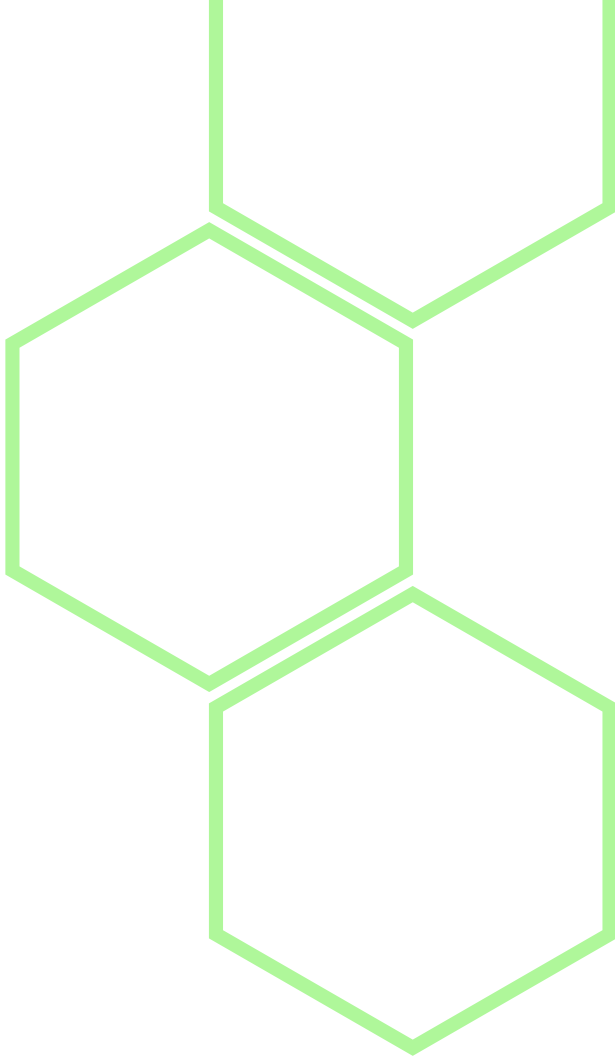


TABLE OF CONTENTS

C-12 EPA Regulation 347 Ontario	Page 1
Video: The Best Safety Training Tool	Page 2
C-12 Course Package	Page 3
Group Leader Log-in- How to	Page 4
Group Member Log-in - How to	Page 5
Taking a course - How to	Page 6



C-12 EPA Regulation 347

Ontario

Regulation 347 under the Environmental Protection Act has been designed to ensure that wastes are effectively managed from the point of their generation to where they are ultimately processed or disposed of. To provide this necessary control, the regulation includes definitions for different waste types and detailed requirements for a range of waste management activities. This guideline deals with one of the major responsibilities for the transportation of municipal waste, liquid industrial waste or hazardous waste: driver training.

Regulation 347 (see paragraph 9 of subsection 16 (1)) requires that drivers of vehicles used for the transportation of municipal waste, liquid industrial waste or hazardous waste be trained in the following five areas:

- i. the operation of the vehicle and waste management equipment,
- ii. relevant waste management legislation, regulations and guidelines,
- iii. major environmental concerns for the waste to be handled,
- iv. occupational health and safety concerns for the waste to be handled, and
- v. emergency management procedures.

The responsibility for providing driver training rests with operators of companies involved in the transportation of municipal waste, liquid industrial waste or hazardous waste.



Video: The Best Safety Training Tool

They are COST-EFFECTIVE!

At MySDS Inc. we understand how difficult it can be to schedule training sessions for staff - it can cut into your work hours and cause hours of lost work. With an online training course your staff have the ability to take the course at a convenient time that works for you.

They are ACCESSIBLE!

With an online course your staff can take the course whenever and wherever you decide! Having the ability to stop and start can be extremely beneficial. Hiring a new staff member? No problem! No need to set-up in class training for just one person, and no need to wait until the instructor is available!

They are CONSISTENT!

Training videos are consistent in that they will not differ from one view to another, where an in-class training session can vary depending on who is presenting, the atmosphere in the training session, or perhaps they can remain free from interruption from the loud and distracting employee that you work with



C-12 Course Package



**Take at
your own pace!**

You can STOP and
START as needed

COURSE INCLUDES:

- C-12 Course
 - Approximate length: 2 hours
- Certification (Wallet Card)
 - with passing grade
 - Printable certificate emailed to user


Group Leader:

If there is more than one employee in your organization enrolling in a course, your organization must choose a group leader to oversee all employees.

The Group leader will have the ability to:

- track all employees progress
 - test scores
 - completed courses
 - digital record of all employees training records
- add or remove employees and courses as required

Register Here



<https://lms.mysds.ca/pre-registration-form/>



If there is more than one employee in your organization enrolling in a course, your organization must choose a group leader to oversee all employees.

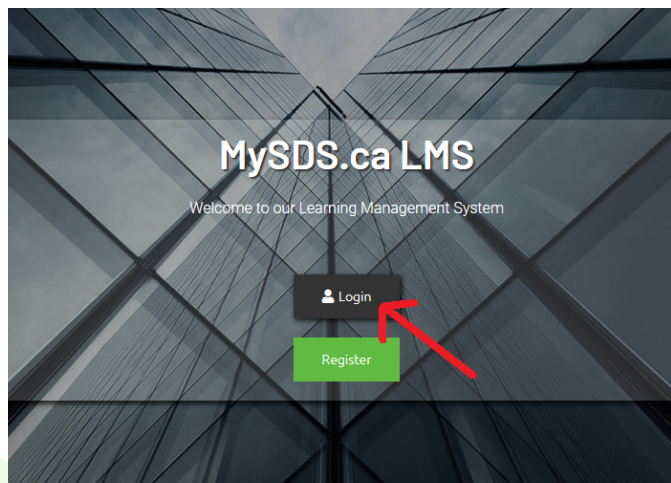
GROUP LEADER LOG-IN

STEP 1:

The group leader will register at the link provided on page 3
Once registered they will be sent a Log-in and Password

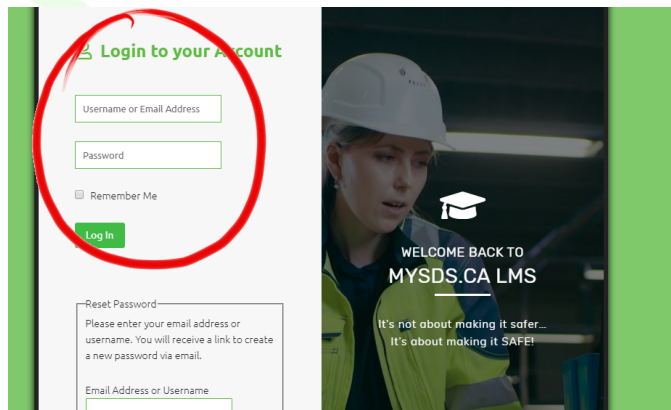
STEP 2:

The group leader will go to:
<https://lms.mysds.ca/login/>



STEP 3:

The group leader will enter
the provided
Username and Password



An instructional video and information will be sent to the Group Leader regarding their 'Dashboard' at a future date.



If there is more than one employee in your organization enrolling in a course, the employees will be group members (with one assigned group leader)

OR if you are an individual taking a course you will be a group member

GROUP MEMBER LOG-IN

STEP 1 • Go Online

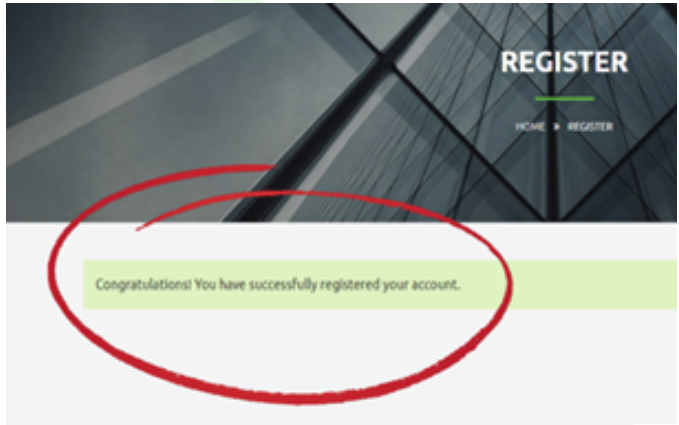
All employees need to go to: <https://dev.lms.mysds.ca/>

STEP 2 • Register

Click on Register to complete the registration page,

Enter your information and the code provided

(Code will be provided either by your group leader or MySDS)



TAKING A COURSE!

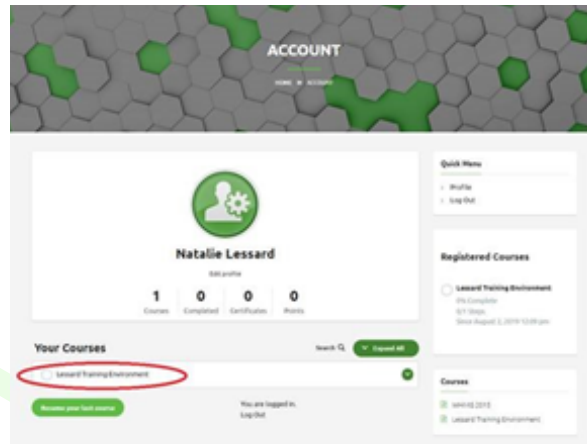
STEP 1:

Once you have logged-in:
CLICK on 'Profile'
(Upper left of screen)




STEP 2:

Scroll down until you
see 'Your Courses'
CLICK on the
desired course



STEP 3:

CLICK on the
centre tab
'Course Content'



Please set your volume
as required & press the
full screen icon to
watch the video
(Lower Right)

